

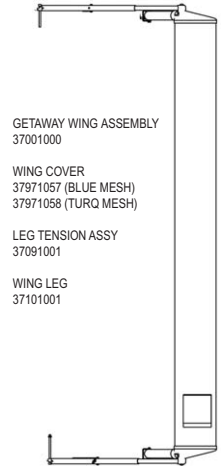
- WIRES
- SHROUD 37790001
- SHROUD ADJUSTER 20830010
- BRIDLE 37822011
- FORESTAY ASSY 37810001
- FORESTAY ADJUSTER 37830020
- TRAPEZE 37742005
- TRAPEZE RIG KIT 37140001

- FLOAT 37600000
- SCREW 8032011
- MAST HEAD 37601001

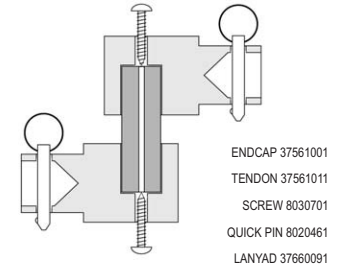
MAIN SAIL 37991XXX
 JIB SAIL 37992XXX
 SEE SEQUENTIAL PRICE LIST
 OR SAIL COLOR SELECTION SHEET, PAGE 21



- BATTEN #8 34 1/2" (Blue)
- BATTEN #7 55"
- BATTEN #6 69"
- BATTEN #5 77 3/4"
- BATTEN #4 84 1/4"
- BATTEN #3 88 3/4"
- BATTEN #2 90 3/4"
- BATTEN #1 92"
- 37016001 BATTEN SET (FOR INDIVIDUAL BATTENS SEE UNIVERSAL BATTENS ON PAGE 27)



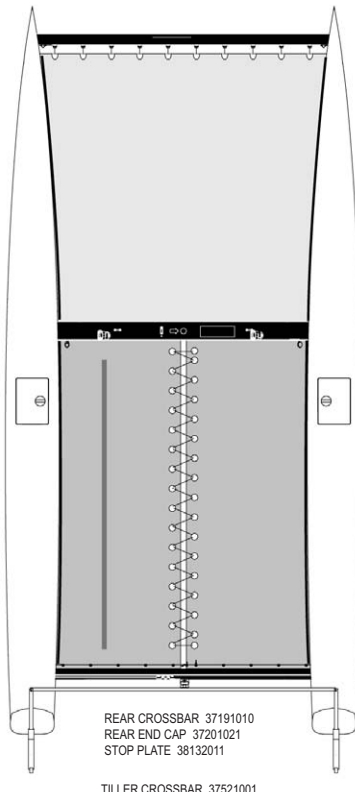
TILLER CONNECTOR ASSEMBLY



- BOW SPREADER 37500001
- END CAP 37500031

- COOLER LID 37370021
- MOUNT GASKET 37370031

SEE HOBIE 16 DIAGRAMS FOR MAIN TRAVELER CAR DETAILS



REPLACEMENT HULL (W/O GRAPHICS)
 PORT/LEFT 37010001
 STARBOARD/RIGHT 37020001

- TRAMP FWD 37980055
- TRAMP TRACK FWD 37342011

- FWD CROSSBAR 37131910
- STOP PLATE 38132011

- FWD END CAP (LT) 37151021
- FWD END CAP (RT) 37151031

- MAST STEP STUD 37170001
- MAST STEP BALL 30110001
- WASHER 8080711
- NUT 8050151

- CHAIN PLATE 39100011

- TRAMP BLUE MESH 37970057
- TRAMP TURQ MESH 37970058
- TRAMP TRACK MAIN 37341011

- KEEPER WIRE W/ PIN 38490011
- UPPER PINTLE 38101301
- LOWER PINTLE 38101401
- LONG LOCK SCREW 8030411

RUDDER ASSEMBLY

* = SUB ASSEMBLY PART / INCLUDED WITH CASTING

